


Union Pacific/Northwest Line

# Chicago to Harvard

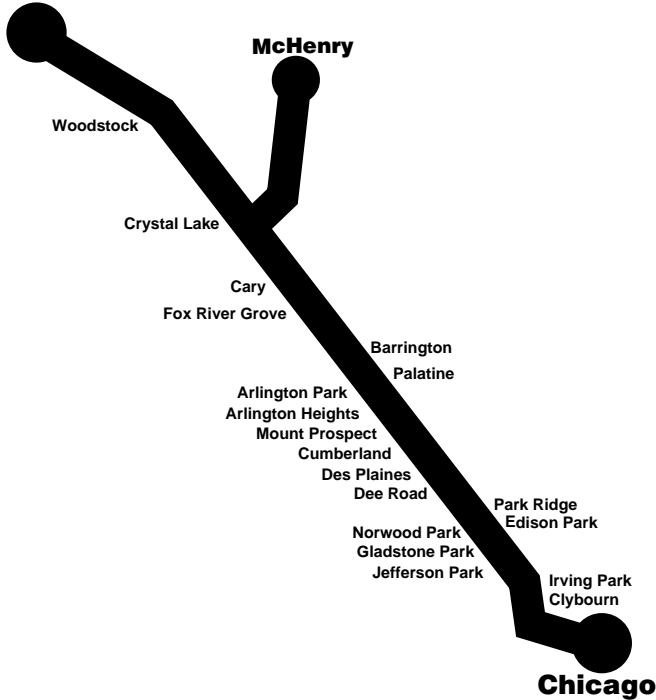


Union Pacific/Northwest Line

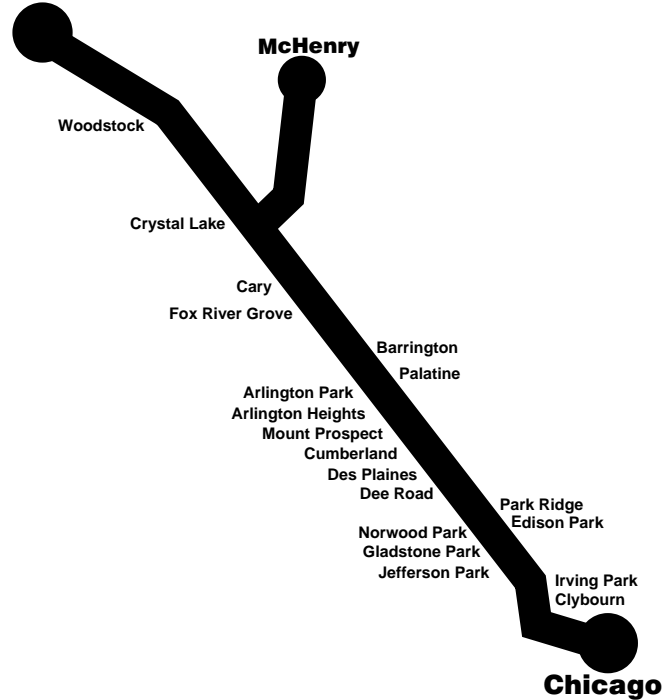
# Chicago to Harvard



**Harvard**



**Harvard**



**Metra**<sup>®</sup>  
*The way to really fly.*

Effective 2:01 AM, April 18, 1999



**Metra**<sup>®</sup>  
*The way to really fly.*

Effective 2:01 AM, April 18, 1999





Welcome to Metra, the finest commuter rail system in the nation. This timetable not only shows the departure and arrival times, it contains information on how to use the Metra system: station information, ticket types and fares, connecting services . . . and phone numbers to call if you still have any questions.

Monday-Friday schedules, Saturday schedules and Sunday/Major Holiday schedules are shown on different panels. Be sure to consult the panel that is appropriate for the day you'll be riding with us.

## HOW TO READ THIS TIMETABLE

First locate at the top of the page in the colored block, the appropriate direction and the day of the week that you plan to travel. Next, identify the boarding station on the farthest left column. Follow across to the right to determine the departure times of trains at that station. Select the train that best meets your personal needs and move down that column to identify the arrival time at your destination station.

## FOR ADDITIONAL COMMENTS OR INFORMATION

**Metra Passenger Services**  
Weekdays 8 a.m. - 5 p.m.  
(312) 322-6777  
TTY (312) 322-6774

**Transit Information Center**  
Daily 5 a.m. - 1 a.m.  
836-7000 (City or Suburbs)  
TTY (312) 836-4949

**Metra Web Site: [www.metrarail.com](http://www.metrarail.com)**

**Come ride with Metra – wherever you're headed in our six-county region, it's the way to *really* fly. We look forward to welcoming you aboard soon!**

# Harvard to Chicago – Monday through Friday

P	♿	ZONES	STATIONS	602	604	606	608	610	612	614	616	618	620	622	624	626	
				AM	AM	AM	AM	AM	AM	AM	AM	AM	AM	AM	AM	AM	AM
b	●	M	HARVARD	LV:	—	—	—	—	5:48	—	—	—	—	6:22	—	—	
b	○	K	McHENRY	LV:	—	—	—	5:53	—	—	—	—	—	6:54	—	—	
c	●	K	Woodstock		—	—	—	—	6:02	—	—	—	—	6:38	—	—	
e	●	I	Crystal Lake		4:50	5:20	5:40	—	6:14	—	6:18	6:35	—	6:50	↓	7:00	
d	●	H	Cary		4:56	5:26	5:46	—	6:22	—	6:27	—	—	6:58	7:12	—	
c	○	H	Fox River Grove		4:59	5:29	5:49	↓	6:25	—	6:30	↓	—	7:01	7:15	↓	
e	○	G	Barrington		5:07	5:37	5:57	6:18	6:34	6:27	6:38	↓	—	7:11	7:24	7:15	
e	●	F	Palatine		5:14	5:44	6:04	6:27	—	6:36	x6:47	6:56	—	x7:20	—	7:24	
e	○	E	Arlington Park		5:19	5:49	6:09	6:32	x6:43	6:41	x6:52	—	x7:11	—	7:29	x7:40	
e	●	E	Arlington Heights		5:23	5:53	6:13	6:37	—	6:46	x6:56	7:04	x7:16	—	7:33	x7:45	
e	●	D	Mount Prospect		5:28	5:58	6:18	6:42	—	6:51	x7:01	↓	x7:22	↓	7:38	x7:50	
c	○	D	Cumberland		5:31	6:01	6:22	6:46	—	—	x7:05	—	—	x7:31	—	7:42	
c	○	D	Des Plaines		5:35	6:05	6:26	—	x6:54	6:56	x7:10	7:13	—	x7:41	7:45	x7:57	
b	○	C	Dee Road		5:38	6:08	6:30	—	—	6:59	—	7:17	—	x7:45	—	x8:02	
d	●	C	Park Ridge		5:41	6:11	6:33	—	—	7:02	x7:16	7:21	—	x7:50	↓	x8:06	
c	○	C	Edison Park		5:44	6:14	6:36	—	—	7:05	—	7:23	—	—	7:54	—	
a	○	C	Norwood Park		5:47	6:17	6:39	—	—	7:08	—	7:26	—	—	7:58	—	
a	○	B	Gladstone Park		5:50	6:20	6:42	—	—	7:11	—	—	—	—	8:01	—	
b	○	B	Jefferson Park		5:53	6:23	6:45	—	—	7:14	—	7:32	—	—	8:04	—	
b	○	B	Irving Park		5:57	6:27	6:49	↓	↓	7:19	—	7:36	—	—	8:08	—	
a	○	A	Clybourn		6:03	6:33	6:54	7:05	x7:11	7:26	x7:31	7:41	x7:46	x7:51	x8:05	8:14	x8:21
⚓	●	A	OGILVIE TRANSPORTATION CENTER	AR:	6:12	6:42	7:03	7:14	7:19	7:35	7:40	7:50	7:55	8:00	8:15	8:24	8:30

P Number of parking spaces available at "a" is 50-99; "b", 100-249; "c", 250-499; "d", 500-749; "e", 750 or more.

⚓ Wendella Commuter Boat Service (Madison/River) operates from late April through November. For Fare and Schedule Information call (312) 337-1446.

X: Train stops on center track. ● ACCESSIBLE STATION. ○ PARTIALLY ACCESSIBLE.

CALL PASSENGER SERVICES FOR AN ADA RIDER'S GUIDE. PARTIALLY ACCESSIBLE MEANS THAT THE STATION MEETS SOME, BUT NOT ALL ADA REQUIREMENTS.

## CONNECTING SERVICES

### CTA Connections

At Metra's Ogilvie Transportation Center most CTA buses board on Washington or Canal, with frequent service everyday to downtown and North Michigan Avenue. Board CTA Green Line trains at the Clinton/Lake elevated station.

There are also rush hour Express buses to North Michigan Avenue and Illinois Center/North Pier, as well as seasonal bus service to the United Center, Soldier Field, and lakefront museums. During limited AM and PM weekday hours, CTA offers reduced fares from Metra's downtown

stations. Outside of downtown, connections can be made at the Jefferson Park Station to CTA Blue Line trains (downstairs) which will take you to O'Hare Airport in just 15 minutes. CTA buses connect at all stations between Park Ridge and Clybourn.

### PACE Connections

Pace buses also connect with Metra trains at a number of suburban stations system wide, primarily at peak rush hour periods.

**Connections are not guaranteed between Metra trains, or between Metra trains and services of other rail and bus carriers.**

## Harvard to Chicago - Monday through Friday cont'd

STATIONS	628	630	632	634	636	638	640	642	644	646	648	650	652	654	656	658	660	662
	AM	AM	AM	AM	AM	AM	AM	AM	PM	PM	PM	PM	PM	PM	PM	PM	PM	PM
<b>HARVARD</b>	—	7:08	—	—	7:35	—	9:35	—	—	1:35	—	—	4:35	—	5:35	—	8:35	—
<b>McHENRY</b>	—	—	7:36	—	—	—	—	—	—	—	—	—	—	—	—	—	—	—
<b>Woodstock</b>	—	7:23	↓	—	7:48	—	9:48	—	—	1:48	—	—	4:48	—	5:48	—	8:48	—
<b>Crystal Lake</b>	—	7:35	↓	—	8:00	9:00	10:00	11:00	<b>12:00</b>	<b>2:00</b>	<b>3:00</b>	<b>4:10</b>	<b>5:00</b>	—	<b>6:00</b>	<b>8:00</b>	<b>9:00</b>	<b>11:59</b>
<b>Cary</b>	—	7:42	↓	—	8:06	9:06	10:06	11:06	<b>12:06</b>	<b>2:06</b>	<b>3:06</b>	<b>4:16</b>	<b>5:06</b>	—	<b>6:06</b>	<b>8:06</b>	<b>9:06</b>	12:05
<b>Fox River Grove</b>	—	7:45	↓	—	8:09	9:09	10:09	11:09	<b>12:09</b>	<b>2:09</b>	<b>3:09</b>	<b>4:19</b>	<b>5:09</b>	—	<b>6:09</b>	<b>8:09</b>	<b>9:09</b>	12:08
<b>Barrington</b>	7:42	7:53	8:04	7:47	8:16	9:16	10:16	11:16	<b>12:16</b>	<b>2:16</b>	<b>3:16</b>	<b>4:26</b>	<b>5:16</b>	<b>6:05</b>	<b>6:16</b>	<b>8:16</b>	<b>9:16</b>	12:14
<b>Palatine</b>	x7:51	↓	↓	7:56	8:23	9:23	10:23	11:23	<b>12:24</b>	<b>2:23</b>	<b>3:23</b>	<b>4:33</b>	<b>5:23</b>	—	<b>6:23</b>	<b>8:23</b>	<b>9:23</b>	12:21
<b>Arlington Park</b>	x7:56	↓	↓	8:01	8:28	9:28	10:28	11:28	<b>12:29</b>	<b>2:28</b>	<b>3:28</b>	<b>4:38</b>	<b>5:28</b>	<b>6:16</b>	<b>6:28</b>	<b>8:28</b>	<b>9:28</b>	12:26
<b>Arlington Heights</b>	x8:01	↓	↓	8:05	8:32	9:32	10:32	11:32	<b>12:33</b>	<b>2:32</b>	<b>3:32</b>	<b>4:42</b>	<b>5:32</b>	↓	<b>6:32</b>	<b>8:32</b>	<b>9:32</b>	12:30
<b>Mount Prospect</b>	↓	↓	x8:18	—	8:37	9:37	10:37	11:37	<b>12:38</b>	<b>2:37</b>	<b>3:37</b>	<b>4:47</b>	<b>5:37</b>	↓	<b>6:37</b>	<b>8:37</b>	<b>9:37</b>	12:35
<b>Cumberland</b>	↓	↓	↓	8:11	8:40	9:40	10:40	11:40	<b>12:41</b>	<b>2:40</b>	<b>3:40</b>	<b>4:50</b>	<b>5:40</b>	↓	<b>6:40</b>	<b>8:40</b>	<b>9:40</b>	—
<b>Des Plaines</b>	↓	x8:12	↓	8:14	8:44	9:44	10:44	11:44	<b>12:45</b>	<b>2:44</b>	<b>3:44</b>	<b>4:54</b>	<b>5:44</b>	<b>6:24</b>	<b>6:44</b>	<b>8:44</b>	<b>9:44</b>	12:40
<b>Dee Road</b>	↓	↓	↓	8:18	8:47	9:47	10:47	11:47	<b>12:49</b>	<b>2:47</b>	<b>3:47</b>	<b>4:57</b>	<b>5:47</b>	—	<b>6:47</b>	<b>8:47</b>	<b>9:47</b>	—
<b>Park Ridge</b>	↓	↓	↓	8:22	8:50	9:50	10:50	11:50	<b>12:52</b>	<b>2:50</b>	<b>3:50</b>	<b>5:00</b>	<b>5:50</b>	<b>6:29</b>	<b>6:50</b>	<b>8:50</b>	<b>9:50</b>	—
<b>Edison Park</b>	↓	↓	x8:28	—	8:53	9:53	10:53	11:53	<b>12:55</b>	<b>2:53</b>	<b>3:53</b>	<b>5:03</b>	<b>5:53</b>	↓	<b>6:53</b>	<b>8:53</b>	<b>9:53</b>	—
<b>Norwood Park</b>	↓	↓	↓	8:27	8:56	9:56	10:56	11:56	<b>12:58</b>	<b>2:56</b>	<b>3:56</b>	<b>5:06</b>	<b>5:56</b>	↓	<b>6:56</b>	<b>8:56</b>	<b>9:56</b>	—
<b>Gladstone Park</b>	↓	↓	↓	8:30	—	—	—	—	—	—	—	—	—	↓	—	—	—	↓
<b>Jefferson Park</b>	↓	↓	↓	8:33	9:00	10:00	11:00	<b>12:00</b>	<b>1:02</b>	<b>3:00</b>	<b>4:00</b>	<b>5:10</b>	<b>6:00</b>	<b>6:36</b>	<b>7:00</b>	<b>9:00</b>	<b>10:00</b>	12:51
<b>Irving Park</b>	↓	↓	↓	8:38	9:04	10:04	11:04	<b>12:04</b>	<b>1:06</b>	<b>3:04</b>	<b>4:04</b>	<b>5:14</b>	<b>6:04</b>	<b>6:40</b>	<b>7:04</b>	<b>9:04</b>	<b>10:04</b>	↓
<b>Clybourn</b>	x8:26	x8:31	x8:42	8:48	9:11	10:11	11:11	<b>12:11</b>	<b>1:13</b>	<b>3:11</b>	<b>4:11</b>	<b>5:21</b>	<b>6:11</b>	<b>6:47</b>	<b>7:11</b>	<b>9:11</b>	<b>10:11</b>	↓
<b>OGILVIE TRANSPORTATION CENTER</b>	AR: 8:35	8:40	8:51	8:58	9:20	10:20	11:20	<b>12:20</b>	<b>1:23</b>	<b>3:20</b>	<b>4:20</b>	<b>5:30</b>	<b>6:20</b>	<b>6:57</b>	<b>7:20</b>	<b>9:20</b>	<b>10:20</b>	1:10

Wendella Commuter Boat Service (Madison/River) operates from late April through November. For Fare and Schedule Information call (312) 337-1446.  
X: Train stops on center track.

## STATION INFORMATION

STATION	LOCATION	PHONE	STATION	LOCATION	PHONE
Harvard	1 N. Ayers Street	(815) 943-5244	Cumberland	475 N. Northwest Highway	†
McHenry	4005 Main Street	†	Des Plaines	1501 Miner St. (at Lee St.)	(847) 824-5920
Woodstock	90 Church Street	†	Dee Road	881 N. Dee Road	†
Crystal Lake	Woodstock Ave. & Grant St.	(815) 459-0028	Park Ridge	100 S. Summit Ave.	(847) 823-2523
Cary	100 W. Main St. (at Northwest Hwy.)	(847) 639-4241	Edison Park	6700 N. Olmstead Ave.	†
Fox River Grove	4015 N. Northwest Highway	†	Norwood Park	6088 N. Northwest Highway	†
Barrington	201 S. Spring Street	(847) 381-0065	Gladstone Park	5500 N. Austin Blvd.	†
Palatine	137 W. Wood	(847) 359-0043	Jefferson Park	4963 N. Milwaukee Ave.	†
Arlington Park			Irving Park	4000 N. Kedvale Ave.	†
(Race Track)	2121 W. Northwest Highway	(847) 398-4844	Clybourn	2001 N. Ashland Ave.	†
Arlington Heights	45 W. Northwest Highway	(847) 253-6365	Chicago	Madison St. & Canal St.	(312) 496-4777
Mount Prospect	13 E. Northwest Hwy. (at Main St.)	(847) 253-5839			

† No agent at this station.

## Harvard to Chicago - Saturday

STATIONS		700	702	704	706	708	710	638	716	718	644	646	652	658	660
		AM	AM	AM	AM	AM	AM	AM	AM	AM	AM	PM	PM	PM	PM
<b>HARVARD</b>	<b>LV:</b>	—	6:21	—	6:59	—	7:35	—	—	10:35	—	1:35	4:35	—	8:35
<b>McHENRY</b>	<b>LV:</b>	—	—	—	—	7:30	—	—	—	—	—	—	—	—	—
<b>Woodstock</b>		—	6:38	—	7:13	—	7:48	—	—	10:48	—	1:48	4:48	—	8:48
<b>Crystal Lake</b>		6:20	6:48	7:00	7:26	—	8:00	9:00	10:00	11:00	12:00	2:00	5:00	8:00	9:00
<b>Cary</b>		6:26	6:55	7:06	7:32	—	8:06	9:06	10:06	11:06	12:06	2:06	5:06	8:06	9:06
<b>Fox River Grove</b>		6:29	6:58	7:09	7:35	—	8:09	9:09	10:09	11:09	12:09	2:09	5:09	8:09	9:09
<b>Barrington</b>		6:36	7:07	7:16	7:43	7:56	8:16	9:16	10:16	11:16	12:16	2:16	5:16	8:16	9:16
<b>Palatine</b>		6:43	7:17	7:23	7:50	8:03	8:23	9:23	10:23	11:23	12:24	2:23	5:23	8:23	9:23
<b>Arlington Park</b>		6:48	7:22	7:28	7:55	8:08	8:28	9:28	10:28	11:28	12:29	2:28	5:28	8:28	9:28
<b>Arlington Heights</b>		6:52	7:26	7:32	7:59	8:12	8:32	9:32	10:32	11:32	12:33	2:32	5:32	8:32	9:32
<b>Mount Prospect</b>		6:57	7:31	7:37	8:04	8:17	8:37	9:37	10:37	11:37	12:38	2:37	5:37	8:37	9:37
<b>Cumberland</b>		7:00	7:35	7:40	—	8:20	8:40	9:40	10:40	11:40	12:41	2:40	5:40	8:40	9:40
<b>Des Plaines</b>		7:04	—	7:44	8:09	8:24	8:44	9:44	10:44	11:44	12:45	2:44	5:44	8:44	9:44
<b>Dee Road</b>		7:07	—	7:47	—	8:27	8:47	9:47	10:47	11:47	12:49	2:47	5:47	8:47	9:47
<b>Park Ridge</b>		7:10	—	7:50	8:15	8:30	8:50	9:50	10:50	11:50	12:52	2:50	5:50	8:50	9:50
<b>Edison Park</b>		7:13	—	7:53	—	8:33	8:53	9:53	10:53	11:53	12:55	2:53	5:53	8:53	9:53
<b>Norwood Park</b>		7:16	—	7:56	—	8:36	8:56	9:56	10:56	11:56	12:58	2:56	5:56	8:56	9:56
<b>Gladstone Park</b>		7:18	—	—	—	8:38	—	—	—	—	—	—	—	—	—
<b>Jefferson Park</b>		7:20	—	8:00	—	8:40	9:00	10:00	11:00	12:00	1:02	3:00	6:00	9:00	10:00
<b>Irving Park</b>		7:24	—	8:04	—	8:44	9:04	10:04	11:04	12:04	1:06	3:04	6:04	9:04	10:04
<b>Clybourn</b>		7:31	7:56	8:11	8:31	8:51	9:11	10:11	11:11	12:11	1:13	3:11	6:11	9:11	10:11
<b>OGILVIE TRANSPORTATION CENTER</b>	<b>AR:</b>	7:40	8:05	8:20	8:40	9:00	9:20	10:20	11:20	12:20	1:23	3:20	6:20	9:20	10:20

## Metra isn't just for work...

### Ask for a Metra Travel Guide

- that lists museums, art galleries, boat rides and numerous other Chicago attractions
- contains easy-to-use travel directions from Metra stations
- and on weekends, try Metra's \$5 Pass with unlimited rides on both Saturday and Sunday

**Call (312) 322-6740  
for your FREE  
Metra Travel Guide**



## GENERAL INFORMATION

The schedules, fares and other arrangements shown in this timetable are subject to change without notice. Metra, Pace and the RTA are not responsible for lost articles, errors in timetables, or for inconvenience or damage resulting from missed stops, delayed, cancelled or missed trains and buses, failure to make connections or shortages of equipment.

**Baggage:** It is not possible to check baggage on Metra commuter trains. Also, because of space limitations, skis, non-folding carriages and other large items cannot be transported.

**Pets:** Only trained dogs assisting customers with disabilities are permitted on trains.

**Stop Overs / Transfers:** On board personnel must be notified before your ticket is punched.

**Family Cars:** Metra's Family Car program is now available on all trains that arrive or depart their downtown terminals between 9:00 a.m. and 3:00 p.m., and between 7:00 p.m. and 10:00 p.m., Monday through Friday. On weekends and holidays, Family Cars will be available between 9:00 a.m. and 10:00 p.m. Please check with a member of the train crew before boarding for the location of the Family Car.

## Harvard to Chicago – Sunday\*

	714	718	720	648	652	722	660
<b>STATIONS</b>	AM	AM	PM	PM	PM	PM	PM
<b>HARVARD</b> LV:	8:35	10:35	12:35	—	4:35	6:35	8:35
<b>McHENRY</b> LV:	—	—	—	—	—	—	—
<b>Woodstock</b>	8:48	10:48	12:48	—	4:48	6:48	8:48
<b>Crystal Lake</b>	9:00	11:00	1:00	3:00	5:00	7:00	9:00
<b>Cary</b>	9:06	11:06	1:06	3:06	5:06	7:06	9:06
<b>Fox River Grove</b>	9:09	11:09	1:09	3:09	5:09	7:09	9:09
<b>Barrington</b>	9:16	11:16	1:16	3:16	5:16	7:16	9:16
<b>Palatine</b>	9:23	11:23	1:23	3:23	5:23	7:23	9:23
<b>Arlington Park</b>	9:28	11:28	1:28	3:28	5:28	7:28	9:28
<b>Arlington Heights</b>	9:32	11:32	1:32	3:32	5:32	7:32	9:32
<b>Mount Prospect</b>	9:37	11:37	1:37	3:37	5:37	7:37	9:37
<b>Cumberland</b>	9:40	11:40	1:40	3:40	5:40	7:40	9:40
<b>Des Plaines</b>	9:44	11:44	1:44	3:44	5:44	7:44	9:44
<b>Dee Road</b>	9:47	11:47	1:47	3:47	5:47	7:47	9:47
<b>Park Ridge</b>	9:50	11:50	1:50	3:50	5:50	7:50	9:50
<b>Edison Park</b>	9:53	11:53	1:53	3:53	5:53	7:53	9:53
<b>Norwood Park</b>	9:56	11:56	1:56	3:56	5:56	7:56	9:56
<b>Gladstone Park</b>	—	—	—	—	—	—	—
<b>Jefferson Park</b>	10:00	12:00	2:00	4:00	6:00	8:00	10:00
<b>Irving Park</b>	10:04	12:04	2:04	4:04	6:04	8:04	10:04
<b>Clybourn</b>	10:11	12:11	2:11	4:11	6:11	8:11	10:11
<b>OGILVIE TRANSPORTATION CENTER</b> AR:	10:20	12:20	2:20	4:20	6:20	8:20	10:20

\* Sunday schedules are in effect on major holidays.

## CTA & Metra - Your Ride to Fun!

**Weekend Service to the Museum Campus and Navy Pier, now through Labor Day, 2002.**

**#124 NAVY PIER EXPRESS &**

Friday Nights, Weekends & Holidays -  
Service every 15 minutes to Navy Pier

**#130 GRANT PARK TREASURES &**

Weekends/Holidays - Service every  
15 minutes to the Museum Campus

FOR FARE AND SCHEDULE INFORMATION CALL 836-7000  
(CITY OR SUBURBS) OR VISIT OUR WEB SITE AT  
[www.metrarail.com](http://www.metrarail.com)



## GENERAL INFORMATION CONT'D

**Holidays:** Sunday schedules are in effect on New Year's Day, Memorial Day, Independence Day, Labor Day, Thanksgiving and Christmas. On certain other days, such as Christmas Eve, New Year's Eve and July 3rd, modified schedules **may** be in effect. Please consult the Travel Information Center or your local ticket agent, before traveling on days when special schedules may be in effect.

**Lost Tickets / Refund Information:** No refund or replacement ride will be permitted when a ticket has been lost, destroyed, stolen or unaccounted for on the day of travel. For refunds on unused or partially used tickets, consult a ticket agent at any downtown station. Refunds cannot be made on any ticket past its period of validity. Mail refund requests to: Metra Revenue Accounting Dept., Attn.: Refunds, 547 W. Jackson Blvd., Chicago, IL 60661.

**Lost Articles:** To inquire about lost articles, call Metra's lost and found office at (312) 496-4777.

### A Few Considerations to make everyone's trip more pleasant:

- Smoking is not permitted on Metra Trains.
- No seats are reserved. Please do not inconvenience other customers by holding seats or blocking seats with parcels or coats.
- Please refrain from placing feet on seats or upper deck railings.
- Only covered collapsible bicycles are allowed on the train.
- Please do not block the doors, making it difficult for passengers to exit or enter at their stations.
- Please be considerate of others when using cellular phones, and keep volume on music head sets low.
- Help us maintain a clean environment by not leaving litter on trains, in stations or in stairwells and walkways.
- Passengers whose conduct is disorderly or unsafe will not be allowed on the train.
- Obscene language, or that which is disturbing to other passengers, is prohibited.

## Chicago to Harvard – Monday through Friday

P	♿	ZONES	STATIONS	603	605	607	609	611	613	615	617	619	621	623	625	627	629
				AM	AM	AM	AM	AM	AM	AM	PM	PM	PM	PM	PM	PM	PM
⤴	●	A	<b>OGILVIE TRANSPORTATION CENTER</b> LV:	5:55	6:30	7:13	7:30	9:00	10:30	11:30	<b>12:30</b>	<b>1:30</b>	<b>2:30</b>	<b>3:30</b>	<b>4:10</b>	<b>4:39</b>	<b>4:45</b>
a		A	<i>Clybourn</i>	6:03	6:38	7:21	7:38	9:08	10:38	11:38	<b>12:38</b>	<b>1:38</b>	<b>2:38</b>	<b>3:38</b>	<b>4:18</b>	<b>4:48</b>	<b>x4:54</b>
b	○	B	<i>Irving Park</i>	6:08	6:43	7:26	7:43	9:13	10:43	11:43	<b>12:43</b>	<b>1:43</b>	<b>2:43</b>	<b>3:43</b>	<b>4:23</b>		
b		B	<i>Jefferson Park</i>	6:13	6:48	7:31	7:48	9:18	10:48	11:48	<b>12:48</b>	<b>1:48</b>	<b>2:48</b>	<b>3:49</b>	<b>4:29</b>		
a		B	<i>Gladstone Park</i>	—	—	—	—	—	—	—	—	—	—	<b>3:52</b>	<b>4:32</b>		
a		C	<i>Norwood Park</i>	6:17	6:52	—	7:52	9:22	10:52	11:52	<b>12:52</b>	<b>1:52</b>	<b>2:52</b>	<b>3:54</b>	<b>4:36</b>		
c	○	C	<i>Edison Park</i>	6:20	6:55	↓	7:55	9:25	10:55	11:55	<b>12:55</b>	<b>1:55</b>	<b>2:55</b>	<b>3:57</b>	<b>4:39</b>		
d	●	C	<i>Park Ridge</i>	6:22	6:57	7:37	7:57	9:27	10:57	11:57	<b>12:57</b>	<b>1:57</b>	<b>2:57</b>	<b>4:00</b>	<b>4:42</b>	<b>5:03</b>	
b		C	<i>Dee Road</i>	6:25	7:00	7:40	8:00	9:30	11:00	<b>12:00</b>	<b>1:00</b>	<b>2:00</b>	<b>3:00</b>	<b>4:03</b>	<b>4:46</b>	—	
c	○	D	<i>Des Plaines</i>	6:29	7:04	7:44	8:04	9:34	11:04	<b>12:04</b>	<b>1:04</b>	<b>2:04</b>	<b>3:04</b>	<b>4:08</b>	<b>4:50</b>	<b>5:09</b>	
c		D	<i>Cumberland</i>	6:32	7:07	7:47	8:07	9:37	11:07	<b>12:07</b>	<b>1:07</b>	<b>2:07</b>	<b>3:07</b>	<b>4:11</b>	<b>4:54</b>	<b>5:13</b>	
e	●	D	<i>Mount Prospect</i>	6:35	7:10	7:50	8:10	9:40	11:10	<b>12:10</b>	<b>1:10</b>	<b>2:10</b>	<b>3:10</b>	<b>4:15</b>	<b>4:58</b>	<b>5:17</b>	
e	●	E	<i>Arlington Heights</i>	6:40	7:15	7:54	8:15	9:45	11:15	<b>12:15</b>	<b>1:15</b>	<b>2:15</b>	<b>3:15</b>	<b>4:22</b>	<b>5:04</b>	<b>5:23</b>	
e	○	E	<i>Arlington Park</i>	6:44	7:19	7:58	8:19	9:49	11:19	<b>12:19</b>	<b>1:19</b>	<b>2:19</b>	<b>3:19</b>	<b>4:27</b>	<b>5:08</b>	<b>5:27</b>	
e	●	F	<i>Palatine</i>	6:50	7:24	8:04	8:24	9:54	11:24	<b>12:24</b>	<b>1:24</b>	<b>2:24</b>	<b>3:24</b>	<b>4:30</b>	<b>5:13</b>	<b>5:32</b>	
e	○	G	<i>Barrington</i>	6:57	7:35	8:12	8:33	10:03	11:33	<b>12:33</b>	<b>1:33</b>	<b>2:33</b>	<b>3:33</b>	<b>4:38</b>	<b>5:22</b>	<b>5:41</b>	<b>5:27</b>
c	○	H	<i>Fox River Grove</i>	7:05	—	—	8:40	10:10	11:40	<b>12:40</b>	<b>1:40</b>	<b>2:40</b>	<b>3:40</b>	<b>4:45</b>	<b>5:29</b>		<b>5:36</b>
d	●	H	<i>Cary</i>	7:07	—	8:20	8:43	10:13	11:43	<b>12:43</b>	<b>1:43</b>	<b>2:43</b>	<b>3:43</b>	<b>4:48</b>	<b>5:32</b>	↓	<b>5:39</b>
e	●	I	<i>Crystal Lake</i>	↓	—	8:29	8:53	10:23	11:53	<b>12:53</b>	<b>1:53</b>	<b>2:53</b>	<b>3:53</b>	<b>4:55</b>	<b>5:41</b>	<b>5:57</b>	↓
c	●	K	<i>Woodstock</i>	—	—	—	9:03	—	—	<b>1:03</b>	—	<b>3:03</b>	—	<b>5:05</b>	<b>5:50</b>	—	↓
b	○	K	<i>McHENRY</i> AR:	7:24	—	—	—	—	—	—	—	—	—	—	—	—	<b>6:00</b>
b	●	M	<b>HARVARD</b> AR:	—	—	—	9:18	—	—	<b>1:18</b>	—	<b>3:18</b>	—	<b>5:20</b>	<b>6:05</b>	—	—

Ⓟ Number of parking spaces available at "a" is 50-99; "b", 100-249; "c", 250-499; "d", 500-749; "e", 750 or more.

⤴ Wendella Commuter Boat Service (Madison/River) operates from late April through November. For Fare and Schedule Information call (312) 337-1446.

X: Train stops on center track.

● ACCESSIBLE STATION.

○ PARTIALLY ACCESSIBLE.

**CALL PASSENGER SERVICES FOR AN ADA RIDER'S GUIDE. PARTIALLY ACCESSIBLE MEANS THAT THE STATION MEETS SOME, BUT NOT ALL ADA REQUIREMENTS.**

## TICKET INFORMATION

Metra offers a wide variety of ticket types to serve your travel needs:

■ **Monthly Pass** — Save over 30%. Good for unlimited travel between the fare zones indicated on the ticket during a calendar month. The pass is for the exclusive use of the purchaser and is not transferable.

■ **10-Ride Ticket** — 15% savings. Good for ten one-way trips between the fare zones indicated on the ticket. Valid for one year from date of purchase. One ticket can be shared by people riding together.

■ **One-Way Ticket** — Good for one-way travel between the fare zones indicated on the ticket. Valid for one year from date of purchase.

■ **\$5.00 Weekend Pass** — *(Not applicable on the South Shore Line)* Unlimited rides on both Saturday and Sunday. Can be used in combination with Family Fares.

■ **Link-Up** — Monthly ticket holders can purchase a Link-Up sticker for connecting travel on CTA and Pace buses. CTA usage is restricted to the 6:00 to 9:30 a.m. and 3:30 to 7:00 p.m. weekday rush hour periods.

## Chicago to Harvard – Monday through Friday cont'd

STATIONS	631	633	635	637	639	641	643	645	647	649	651	653	655	657	659	661	663	601
	PM	PM	PM	PM	PM	PM	PM	PM	PM	PM	PM	PM	PM	PM	PM	PM	PM	AM
<b>OGILVIE TRANSPORTATION CENTER</b>																		
<b>LV:</b>	4:48	4:58	5:06	5:12	5:16	5:20	5:23	5:33	5:47	6:01	6:20	6:30	7:30	8:30	9:30	10:30	11:30	12:30
<i>Clybourn</i>	4:57	x5:07	5:15	—		x5:29	5:32	x5:41	5:56	x6:10	6:28	x6:38	7:38	8:38	9:38	10:38	11:38	12:38
<i>Irving Park</i>	5:04			5:24			5:39		6:03		6:33		7:43	8:43	9:43	10:43	11:43	12:43
<i>Jefferson Park</i>	5:08			5:28			5:44		6:08		6:38		7:48	8:48	9:48	10:48	11:48	12:48
<i>Gladstone Park</i>	5:11			5:32					—		6:40		7:50	8:50	9:50	—	—	—
<i>Norwood Park</i>	5:14			5:36			↓		6:11		6:42		7:52	8:52	9:52	10:52	11:52	12:52
<i>Edison Park</i>	5:18			5:40			5:50		6:14		6:45		7:55	8:55	9:55	10:55	11:55	12:55
<i>Park Ridge</i>	5:22			5:44			5:53		6:17		6:48		7:57	8:57	9:57	10:57	11:57	12:57
<i>Dee Road</i>	5:25		↓	5:47			5:57		6:20		6:51		8:00	9:00	10:00	11:00	12:00	1:00
<i>Des Plaines</i>	5:30		5:35	5:52			6:02		6:24		6:55		8:04	9:04	10:04	11:04	12:04	1:04
<i>Cumberland</i>		↓	5:38				6:06		6:28		6:59	↓	8:07	9:07	10:07	11:07	12:07	1:07
<i>Mount Prospect</i>		x5:29	5:43			↓	6:09	x6:03	6:33	↓	7:02	x6:59	8:10	9:10	10:10	11:10	12:10	1:10
<i>Arlington Heights</i>		—	5:49		↓	x5:56	6:15	x6:10	6:39	x6:34	7:07	x7:04	8:15	9:15	10:15	11:15	12:15	1:15
<i>Arlington Park</i>	↓	x5:36	5:53		x5:50	x6:00	6:19	x6:14	6:43		7:11	x7:08	8:19	9:19	10:19	11:19	12:19	1:19
<i>Palatine</i>	5:42	x5:41	—	↓	x5:56	—	6:26	x6:22	6:48	↓	7:16	x7:13	8:24	9:24	10:24	11:24	12:24	1:24
<i>Barrington</i>	5:54	5:50	6:07	6:17		6:13	6:36	6:31	6:57	6:46	7:27	7:22	8:33	9:33	10:33	11:33	12:33	1:33
<i>Fox River Grove</i>	—	—	6:14	—	↓	—	—	6:38	7:04	6:53	7:34	7:29	8:40	9:40	10:40	11:40	12:40	1:40
<i>Cary</i>	—	6:00	6:18	—	↓	6:24	—	6:42	7:07	6:57	7:38	7:32	8:43	9:43	10:43	11:43	12:43	1:43
<i>Crystal Lake</i>	—	6:09	6:27	—	6:17		—	6:51	7:16	7:06	7:47	7:40	8:53	9:53	10:53	11:53	12:53	1:53
<i>Woodstock</i>	—	—	—	—	6:28	↓	—	7:02	—	—	—	7:50	—	10:03	11:03	—	—	2:03
<i>McHENRY</i> AR:	—	—	—	—	—	6:45	—	—	—	—	—	—	—	—	—	—	—	—
<i>HARVARD</i> AR:	—	—	—	—	6:44	—	—	7:17	—	—	—	8:05	—	10:18	11:18	—	—	2:18


Wendella Commuter Boat Service (Madison/River) operates from late April through November. For Fare and Schedule Information call (312) 337-1446.  
X: Train stops on center track.

## TICKET INFORMATION CONT'D

- **Metra/Pace PlusBus** — Good for unlimited travel on all Pace suburban buses during a calendar month. Must be purchased in conjunction with a Metra Monthly Pass.
- **Regional Rail Program** — *(Not applicable on the South Shore Line)*  
A Monthly Pass, 10-Ride or one-way ticket can be used for travel between same zones on any Metra line.
- **Young Adult Fares** — On weekends and selected holidays, youngsters between 12 and 17 pay half-price.
- **Family Fares** — Available on weekends and selected holidays. Children under 12 ride *free* when accompanied by a fare paying adult (up to three children free per adult).
- **Group Fares** — Can be prearranged for 25 people or more. Available on weekends and holidays, and during off-peak weekday hours. Call 312/322-6772 for information or to make reservations.
- **Children's Weekday Fares** — Children 7-11 save approximately 50% on a one-way ticket. Children 6 and under ride free when accompanied by a fare-paying adult (up to three children free per adult). Under no circumstances will children under seven years of age be permitted to travel alone. If Metra personnel discover young children left unattended, the proper authorities will be notified.

## Chicago to Harvard - Saturday

STATIONS	701	613	615	617	707	709	711	713	717	641	719	657	601
	AM	AM	AM	PM	PM	PM	PM	PM	PM	PM	PM	PM	AM
<b>OGILVIE TRANSPORTATION CENTER</b>													
<i>LV:</i>	8:30	10:30	11:30	12:30	1:10	2:30	3:30	4:30	5:05	5:20	6:30	8:30	12:30
<i>Clybourn</i>	8:38	10:38	11:38	12:38	1:18	2:38	3:38	4:38	5:13	5:29	6:38	8:38	12:38
<i>Irving Park</i>	8:43	10:43	11:43	12:43	—	2:43	3:43	4:43	5:18		6:43	8:43	12:43
<i>Jefferson Park</i>	8:48	10:48	11:48	12:48	1:27	2:48	3:48	4:48	5:23		6:48	8:48	12:48
<i>Gladstone Park</i>	—	—	—	—	—	—	3:50	4:50	—		—	8:50	—
<i>Norwood Park</i>	8:52	10:52	11:52	12:52		2:52	3:52	4:52	5:27		6:52	8:52	12:52
<i>Edison Park</i>	8:55	10:55	11:55	12:55	✓	2:55	3:55	4:55	5:30		6:55	8:55	12:55
<i>Park Ridge</i>	8:57	10:57	11:57	12:57	1:31	2:57	3:57	4:57	5:32		6:57	8:57	12:57
<i>Dee Road</i>	9:00	11:00	12:00	1:00	1:34	3:00	4:00	5:00	5:35		7:00	9:00	1:00
<i>Des Plaines</i>	9:04	11:04	12:04	1:04	1:38	3:04	4:04	5:04	5:39		7:04	9:04	1:04
<i>Cumberland</i>	9:07	11:07	12:07	1:07	1:41	3:07	4:07	5:07	5:42		7:07	9:07	1:07
<i>Mount Prospect</i>	9:10	11:10	12:10	1:10	1:44	3:10	4:10	5:10	5:45	↓	7:10	9:10	1:10
<i>Arlington Heights</i>	9:15	11:15	12:15	1:15	1:49	3:15	4:15	5:15	5:50	5:56	7:15	9:15	1:15
<i>Arlington Park</i>	9:19	11:19	12:19	1:19	1:53	3:19	4:19	5:19	5:54	6:00	7:19	9:19	1:19
<i>Palatine</i>	9:24	11:24	12:24	1:24	1:58	3:24	4:24	5:24	5:59	—	7:24	9:24	1:24
<i>Barrington</i>	9:33	11:33	12:33	1:33	2:07	3:33	4:33	5:33	6:08	6:13	7:33	9:33	1:33
<i>Fox River Grove</i>	9:40	11:40	12:40	1:40	2:14	3:40	4:40	5:40	6:15	—	7:40	9:40	1:40
<i>Cary</i>	9:43	11:43	12:43	1:43	2:17	3:43	4:43	5:43	6:19	6:24	7:43	9:43	1:43
<i>Crystal Lake</i>	9:53	11:53	12:53	1:53	2:27	3:53	4:53	5:53	6:28		7:53	9:53	1:53
<i>Woodstock</i>	10:03	—	1:03	—	2:38	4:03	—	6:03	—	↓	8:03	10:03	2:03
<i>McHENRY</i>	AR:	—	—	—	—	—	—	—	—	6:45	—	—	—
<i>HARVARD</i>	AR:	10:18	—	1:18	—	2:53	4:18	—	—	—	8:18	10:18	2:18



## SAVE TIME TO THE MAG MILE

The #33 Mag Mile Express Bus operates from Metra's Clybourn and Western Avenue stations to North Michigan Ave. during the 6-9:15 a.m. rush hour.

Service is available on the Union Pacific North and Northwest District train lines.

For more information  
Call: 836-7000  
(City or Suburbs)



## TICKET INFORMATION CONT'D

■ **Student Fares** — Full-time students enrolled in an accredited grade school or high school will save approximately 50% of the cost of the regular one-way, 10-ride, and monthly fares. These tickets will be honored daily between the hours of 5:30 a.m. and 10:00 p.m.

When purchasing a ticket, students must present a letter of certification from their school (on school stationery) or present a valid school I.D. bearing the student's name, school name, and authorized signature. Student tickets are not transferable.

■ **Senior Citizen/Disability Fares** — Senior Citizens and Customers with Disabilities who have a RTA Reduced Fare Permit can purchase a reduced one-way, 10-Ride or Monthly Pass. RTA Reduced Fare Permit and ticket must be displayed to the conductor. Failure to do so will result in full fare payment.

■ **U.S. Military Fares** — Personnel in uniform can travel for approximately half the regular one-way fare. Military personnel may be requested by the ticket agent or conductor to show an Armed Forces of the United States Identification Card.

## Chicago to Harvard – Sunday\*

STATIONS	705	617	709	715	719	657	663	601
	AM	PM	PM	PM	PM	PM	PM	AM
<b>OGILVIE TRANSPORTATION CENTER</b>	<b>LV:</b>							
	10:30	12:30	2:30	4:30	6:30	8:30	11:30	12:30
<i>Clybourn</i>	10:38	12:38	2:38	4:38	6:38	8:38	11:38	12:38
<i>Irving Park</i>	10:43	12:43	2:43	4:43	6:43	8:43	11:43	12:43
<i>Jefferson Park</i>	10:48	12:48	2:48	4:48	6:48	8:48	11:48	12:48
<i>Gladstone Park</i>	—	—	—	4:50	—	8:50	—	—
<i>Norwood Park</i>	10:52	12:52	2:52	4:52	6:52	8:52	11:52	12:52
<i>Edison Park</i>	10:55	12:55	2:55	4:55	6:55	8:55	11:55	12:55
<i>Park Ridge</i>	10:57	12:57	2:57	4:57	6:57	8:57	11:57	12:57
<i>Dee Road</i>	11:00	1:00	3:00	5:00	7:00	9:00	12:00	1:00
<i>Des Plaines</i>	11:04	1:04	3:04	5:04	7:04	9:04	12:04	1:04
<i>Cumberland</i>	11:07	1:07	3:07	5:07	7:07	9:07	12:07	1:07
<i>Mount Prospect</i>	11:10	1:10	3:10	5:10	7:10	9:10	12:10	1:10
<i>Arlington Heights</i>	11:15	1:15	3:15	5:15	7:15	9:15	12:15	1:15
<i>Arlington Park</i>	11:19	1:19	3:19	5:19	7:19	9:19	12:19	1:19
<i>Palatine</i>	11:24	1:24	3:24	5:24	7:24	9:24	12:24	1:24
<i>Barrington</i>	11:33	1:33	3:33	5:33	7:33	9:33	12:33	1:33
<i>Fox River Grove</i>	11:40	1:40	3:40	5:40	7:40	9:40	12:40	1:40
<i>Cary</i>	11:43	1:43	3:43	5:43	7:43	9:43	12:43	1:43
<i>Crystal Lake</i>	11:53	1:53	3:53	5:53	7:53	9:53	12:53	1:53
<i>Woodstock</i>	12:03	—	4:03	6:03	8:03	10:03	—	2:03
<b>McHENRY</b>	<b>AR:</b>	—	—	—	—	—	—	—
<b>HARVARD</b>	<b>AR:</b>	12:18	—	4:18	6:18	8:18	10:18	—

\* Sunday schedules are in effect on major holidays.

## WHERE TO PURCHASE TICKETS

- **Downtown/Outlying Stations** — All Metra ticket types can be purchased at downtown stations or at outlying stations where a ticket agent is on duty.
- **On the Train** — A one-way cash fare can be purchased on the train from the conductor. However, if an agent is on duty at the station where you boarded, **the conductor will charge an additional \$2.00.**

## METRA TICKET ORDERING PROGRAMS

- **Ticket-By-Mail** — The Monthly Pass and 10-Ride ticket can be purchased by mail. The monthly pass is mailed before the start of each month. Payment is not due until the 10th of the following month. The program provides the flexibility to stop or skip a month at anytime.

- **Ticket-By-Internet** —

The Monthly Pass and 10-Ride ticket can be ordered through the Internet. Visit our Website, complete and mail to Metra the application form, and receive your PIN to order anytime of the day or night.



## CHECK ACCEPTANCE POLICY

- Ticket purchase must be in the amount of \$10.00 or more.
- Check will be accepted only for amount of transportation charges.
- Please make check payable to UP/METRA.
- Check must include the following information on the face of the check:
  - Name
  - Current Address
  - Home Phone Number
  - Business Phone Number
- ID required:
  - Valid Illinois, Indiana or Wisconsin Drivers License or Other Photo Identification Card.
- An assessment will be charged for any check returned by the bank on which drawn. This charge will be added to the face amount of the check and included in the amount due.

# NEW FARES EFFECTIVE JUNE 1, 2002

**RIDERS NOT PRESENTING VALID TICKETS MUST PURCHASE A ONE-WAY TICKET FROM THE CONDUCTOR.**

ZONE	STATION	CLASS OF TICKET	A	B	C	D	E	F	G	H	I	K
A	OGILVIE TRANSPORTATION CENTER - CHICAGO *Clybourn	ONE-WAY	\$ 1.85									
		10-RIDE	15.75									
		MONTHLY	49.95									
		REDUCED ONE-WAY	.90									
		REDUCED 10-RIDE	9.00									
REDUCED MONTHLY	33.75											
B	*Irving Park *Jefferson Park *Gladstone Park	ONE-WAY	2.05	\$ 1.85								
		10-RIDE	17.45	15.75								
		MONTHLY	55.35	49.95								
		REDUCED ONE-WAY	1.00	.90								
		REDUCED 10-RIDE	10.00	9.00								
REDUCED MONTHLY	37.50	33.75										
C	*Norwood Park *Edison Park Park Ridge *Dee Road	ONE-WAY	2.90	2.05	\$ 1.85							
		10-RIDE	24.65	17.45	15.75							
		MONTHLY	78.30	55.35	49.95							
		REDUCED ONE-WAY	1.45	1.00	.90							
		REDUCED 10-RIDE	14.50	10.00	9.00							
REDUCED MONTHLY	54.40	37.50	33.75									
D	Des Plaines *Cumberland Mount Prospect	ONE-WAY	3.30	2.90	2.05	\$ 1.85						
		10-RIDE	28.05	24.65	17.45	15.75						
		MONTHLY	89.10	78.30	55.35	49.95						
		REDUCED ONE-WAY	1.65	1.45	1.00	.90						
		REDUCED 10-RIDE	16.50	14.50	10.00	9.00						
REDUCED MONTHLY	61.90	54.40	37.50	33.75								
E	Arlington Heights Arlington Park (Race Track)	ONE-WAY	3.70	3.30	2.90	2.05	\$ 1.85					
		10-RIDE	31.45	28.05	24.65	17.45	15.75					
		MONTHLY	99.90	89.10	78.30	55.35	49.95					
		REDUCED ONE-WAY	1.85	1.65	1.45	1.00	.90					
		REDUCED 10-RIDE	18.50	16.50	14.50	10.00	9.00					
REDUCED MONTHLY	69.40	61.90	54.40	37.50	33.75							
F	Palatine	ONE-WAY	4.10	3.70	3.30	2.90	2.05	\$ 1.85				
		10-RIDE	34.85	31.45	28.05	24.65	17.45	15.75				
		MONTHLY	110.70	99.90	89.10	78.30	55.35	49.95				
		REDUCED ONE-WAY	2.05	1.85	1.65	1.45	1.00	.90				
		REDUCED 10-RIDE	20.50	18.50	16.50	14.50	10.00	9.00				
REDUCED MONTHLY	78.90	69.40	61.90	54.40	37.50	33.75						
G	Barrington	ONE-WAY	4.50	4.10	3.70	3.30	2.90	2.05	\$ 1.85			
		10-RIDE	38.25	34.85	31.45	28.05	24.65	17.45	15.75			
		MONTHLY	121.50	110.70	99.90	89.10	78.30	55.35	49.95			
		REDUCED ONE-WAY	2.25	2.05	1.85	1.65	1.45	1.00	.90			
		REDUCED 10-RIDE	22.50	20.50	18.50	16.50	14.50	10.00	9.00			
REDUCED MONTHLY	84.40	78.90	69.40	61.90	54.40	37.50	33.75					
H	*Fox River Grove Cary	ONE-WAY	4.90	4.50	4.10	3.70	3.30	2.90	2.05	\$ 1.85		
		10-RIDE	41.65	38.25	34.85	31.45	28.05	24.65	17.45	15.75		
		MONTHLY	132.30	121.50	110.70	99.90	89.10	78.30	55.35	49.95		
		REDUCED ONE-WAY	2.45	2.25	2.05	1.85	1.65	1.45	1.00	.90		
		REDUCED 10-RIDE	24.50	22.50	20.50	18.50	16.50	14.50	10.00	9.00		
REDUCED MONTHLY	91.90	84.40	78.90	69.40	61.90	54.40	37.50	33.75				
I	Crystal Lake	ONE-WAY	5.30	4.90	4.50	4.10	3.70	3.30	2.90	2.05	\$ 1.85	
		10-RIDE	45.05	41.65	38.25	34.85	31.45	28.05	24.65	17.45	15.75	
		MONTHLY	143.10	132.30	121.50	110.70	99.90	89.10	78.30	55.35	49.95	
		REDUCED ONE-WAY	2.65	2.45	2.25	2.05	1.85	1.65	1.45	1.00	.90	
		REDUCED 10-RIDE	26.50	24.50	22.50	20.50	18.50	16.50	14.50	10.00	9.00	
REDUCED MONTHLY	99.40	91.90	84.40	78.90	69.40	61.90	54.40	37.50	33.75			
K	*Woodstock *McHenry	ONE-WAY	6.10	5.70	5.30	4.90	4.50	4.10	3.70	3.30	2.90	\$ 1.85
		10-RIDE	51.85	48.45	45.05	41.65	38.25	34.85	31.45	28.05	24.65	15.75
		MONTHLY	164.70	153.90	143.10	132.30	121.50	110.70	99.90	89.10	78.30	49.95
		REDUCED ONE-WAY	3.05	2.85	2.65	2.45	2.25	2.05	1.85	1.65	1.45	.90
		REDUCED 10-RIDE	30.50	28.50	26.50	24.50	22.50	20.50	18.50	16.50	14.50	9.00
REDUCED MONTHLY	114.40	106.90	99.40	91.90	84.40	78.90	69.40	61.90	54.40	33.75		
M	HARVARD	ONE-WAY	6.95	6.50	6.10	5.70	5.30	4.90	4.50	4.10	3.70	2.90
		10-RIDE	59.10	55.25	51.85	48.45	45.05	41.65	38.25	34.85	31.45	24.65
		MONTHLY	187.65	175.50	164.70	153.90	143.10	132.30	121.50	110.70	99.90	78.30
		REDUCED ONE-WAY	3.45	3.25	3.05	2.85	2.65	2.45	2.25	2.05	1.85	1.45
		REDUCED 10-RIDE	34.50	32.50	30.50	28.50	26.50	24.50	22.50	20.50	18.50	14.50
REDUCED MONTHLY	129.40	114.40	114.40	106.90	99.40	91.90	84.40	78.90	69.40	54.40		

NOTE: ZONES J AND L ARE NOT SHOWN. FARES ARE BASED ON TRAVEL THROUGH THESE ZONES.

\* No tickets sold at these stations.

• Reduced Fares are available for Senior Citizens, Customers with Disabilities, Students and Children.

• An extra \$1.00 is charged on currency transactions involving bills \$50 and larger.

• If you need to ride beyond the zone limits of your ticket, you must notify the train crew, or a \$5.00 penalty will be charged in addition to the incremental fare of \$1.00 for the first zone and 50¢ for each additional zone (or reduced rate for Senior Citizens and Customers with Disabilities).



